

ODC-15 ✓ ACTIVE

Potter & Brumfield | Potter & Brumfield ODC

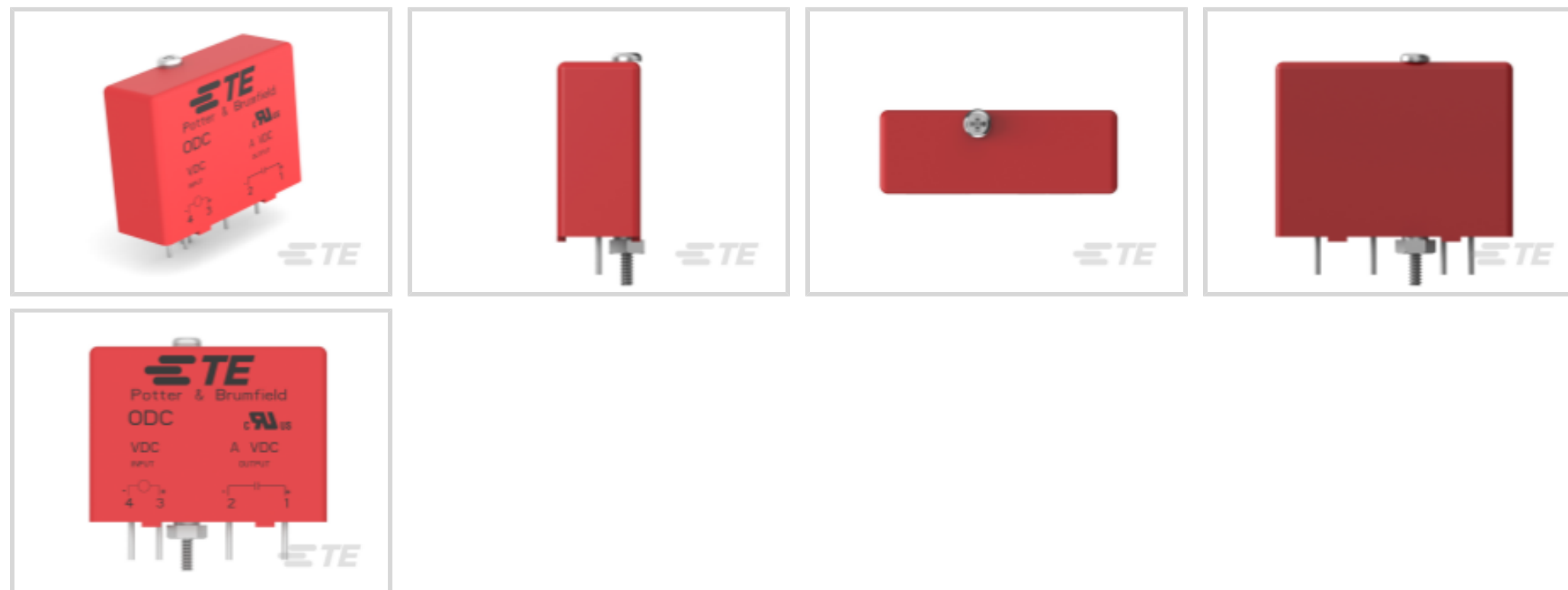
TE Internal #: 4-1393028-1

Power Relays, Solid State, 1 Form A (SPST-NO), Printed Circuit Board, Potter & Brumfield ODC

[View on TE.com >](#)



Relays, Contactors & Switches > Relays > Power Relays > P&B SSR OUTPUT DC MODULES



Power Relay Type: **Solid State**

Contact Arrangement: **1 Form A (SPST-NO)**

Relay Mounting Type: **Printed Circuit Board**

[All P&B SSR OUTPUT DC MODULES \(6\)](#)

Features

Product Type Features

Output Type	DC
Power Relay Type	Solid State

Configuration Features

Output Switching	Zero
------------------	------

Electrical Characteristics

Output Current Rating	.01 – 3 A
Input Voltage Typical	15 VDC
Output Voltage (Max)	60 V
Output Voltage Rating (DC Relays)	3 – 60 VDC
Output Current (Min)	.01 A
Insulation Initial Dielectric Between Contacts & Coil	4000 Vrms

Body Features

Product Weight	35 g[1.38 oz]
Case Color	Red



Contact Features

Switch Arrangement	1 Form A (SPST-NO)
Contact Arrangement	1 Form A (SPST-NO)

Termination Features

Relay Termination Type	Printed Circuit Terminals
------------------------	---------------------------

Mechanical Attachment

Coupling	Optical
Relay Mounting Type	Printed Circuit Board

Housing Features

Relay Housing Style	Industry Standard
---------------------	-------------------

Dimensions

Dimensions (L x W x H) (Approximate)	43.1 x 15.2 x 31.7 mm[1.697 x .598 x 1.248 in]
--------------------------------------	--

Usage Conditions

Operating Temperature Range	-30 – 80 °C
-----------------------------	-------------

Operation/Application

R-Switch & slimSSR Relays	No
---------------------------	----

Product Compliance

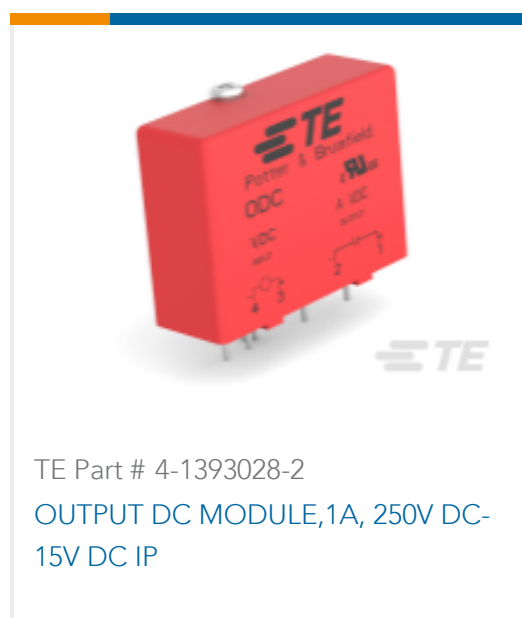
[For compliance documentation, visit the product page on TE.com>](#)

EU RoHS Directive 2011/65/EU	Compliant
EU ELV Directive 2000/53/EC	Compliant
China RoHS 2 Directive MIIT Order No 32, 2016	No Restricted Materials Above Threshold
EU REACH Regulation (EC) No. 1907/2006	Current ECHA Candidate List: JUNE 2022 (224) Candidate List Declared Against: JUNE 2022 (224) SVHC > Threshold: Pb (92% in Component Part) Article Safe Usage Statements: Do not eat, drink or smoke when using this product. Wash thoroughly after handling. Recycle if possible and dispose of the article by following all applicable governmental regulations relevant to your geographic location.
Halogen Content	Low Halogen - Br, Cl, F, I < 900 ppm per homogenous material. Also BFR/CFR/PVC Free
Solder Process Capability	Wave solder capable to 260°C


Product Compliance Disclaimer

This information is provided based on reasonable inquiry of our suppliers and represents our current actual knowledge based on the information they provided. This information is subject to change. The part numbers that TE has identified as EU RoHS compliant have a maximum concentration of 0.1% by weight in homogenous materials for lead, hexavalent chromium, mercury, PBB, PBDE, DBP, BBP, DEHP, DIBP, and 0.01% for cadmium, or qualify for an exemption to these limits as defined in the Annexes of Directive 2011/65/EU (RoHS2). Finished electrical and electronic equipment products will be CE marked as required by Directive 2011/65/EU. Components may not be CE marked. Additionally, the part numbers that TE has identified as EU ELV compliant have a maximum concentration of 0.1% by weight in homogenous materials for lead, hexavalent chromium, and mercury, and 0.01% for cadmium, or qualify for an exemption to these limits as defined in the Annexes of Directive 2000/53/EC (ELV). Regarding the REACH Regulation, the information TE provides on SVHC in articles for this part number is based on the latest European Chemicals Agency (ECHA) 'Guidance on requirements for substances in articles' posted at this URL: <https://echa.europa.eu/guidance-documents/guidance-on-reach>

Compatible Parts



Also in the Series | Potter & Brumfield ODC



Documents

CAD Files

Customer View Model

[ENG_CVM_CVM_4-1393028-1_C1.3d_igs.zip](#)

English

Customer View Model

[ENG_CVM_CVM_4-1393028-1_C1.3d_stp.zip](#)

English

Customer View Model

[ENG_CVM_CVM_4-1393028-1_C1.2d_dxf.zip](#)

English

3D PDF

3D



By downloading the CAD file I accept and agree to the [Terms and Conditions](#) of use.

Datasheets & Catalog Pages

ODC DC Output Module Data Sheet

English